



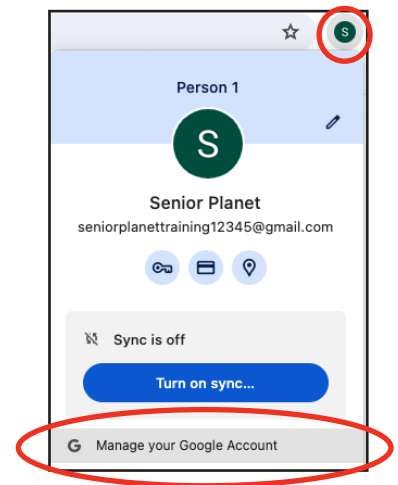
Strengthen Your Google Account Privacy

You can increase your online privacy by turning off the web & app history setting in your Google account. This means you're telling Google not to keep a record of your searches, websites you visit, and your activity in other Google apps (such as YouTube, Maps. etc.).

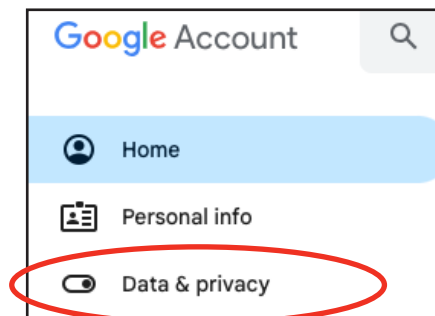
Note, you must be signed into your Google account to access and manage the privacy and security settings.

1 Select your **initial** icon in the top, right-hand corner of the browser.

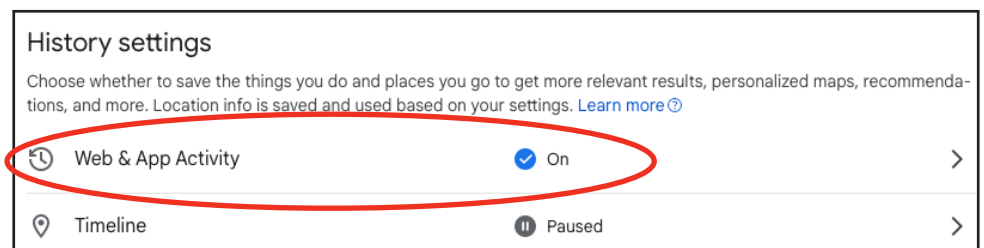
2 Select **Manage your Google Account**.



3 Select **Data & privacy**.



4 Scroll down to History settings and select **Web & App Activity**.





Strengthen Your Google Account Privacy, Cont'd.

5 Select **Turn off**.







Web & App Activity

Saves your activity on Google sites and apps, including associated info like location, to give you faster searches, better recommendations, and more personalized experiences in Maps, Search, and other Google services. [Learn more about Web & App Activity](#)

☒ On
On since July 8, 2024

Turn off ▼

See and delete activity

      [+ View all](#)

6 Select either **Turn off** or **Turn off and delete activity**. Follow the prompts if you decide to also delete your past account activity.

Turn off ▼

Turn off
1 step

Turn off and delete activity
3 steps

7 To finish, select **Got it**.

[Turn back on](#) **Got it**